


Cytron

Technologies



User's Manual

V1.0

May 2013

Information contained in this publication regarding device applications and the like is intended through suggestion only and may be superseded by updates. It is your responsibility to ensure that your application meets with your specifications. No representation or warranty is given and no liability is assumed by Cytron Technologies Incorporated with respect to the accuracy or use of such information or infringement of patents or other intellectual property rights arising from such use or otherwise. Use of Cytron Technologies's products as critical components in life support systems is not authorized except with express written approval by Cytron Technologies. No licenses are conveyed, implicitly or otherwise, under any intellectual property rights.

Index

1.	Introduction	3
2.	Packing List	4
3.	Product Layout	5
4.	Product Specification and Limitation	6
5.	Operation	7
6.	Hardware Interface	8
7.	Example Code	9
8.	Warranty	10

1.0 INTRODUCTION

The HC-SR04 ultrasonic sensor uses sonar to determine distance to an object like bats or dolphins do. It offers excellent non-contact range detection with high accuracy and stable readings in an easy-to-use package. From 2cm to 400 cm or 1" to 13 feet. Its operation is not affected by sunlight or black material like Sharp rangefinders are (although acoustically soft materials like cloth can be difficult to detect). It comes complete with ultrasonic transmitter and receiver module.

Features:


- Power Supply :+5V DC
- Quiescent Current : <2mA
- Working Current: 15mA
- Effectual Angle: <15°
- Ranging Distance : 2cm – 400 cm/1" - 13ft
- Resolution : 0.3 cm
- Measuring Angle: 30 degree
- Trigger Input Pulse width: 10uS
- Dimension: 45mm x 20mm x 15mm

2.0 PACKING LIST



1. 1 x HC-SR04 module

3.0 PRODUCT LAYOUT

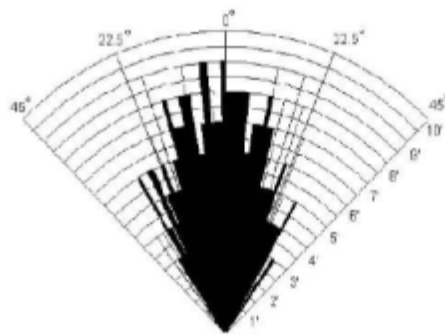
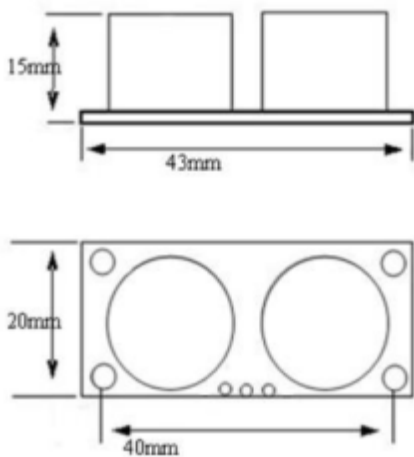


VCC = +5VDC

Trig = Trigger input of Sensor

Echo = Echo output of Sensor

GND = GND



Practical test of performance,
Best in 30 degree angle

4.0 PRODUCT SPECIFICATION AND LIMITATIONS

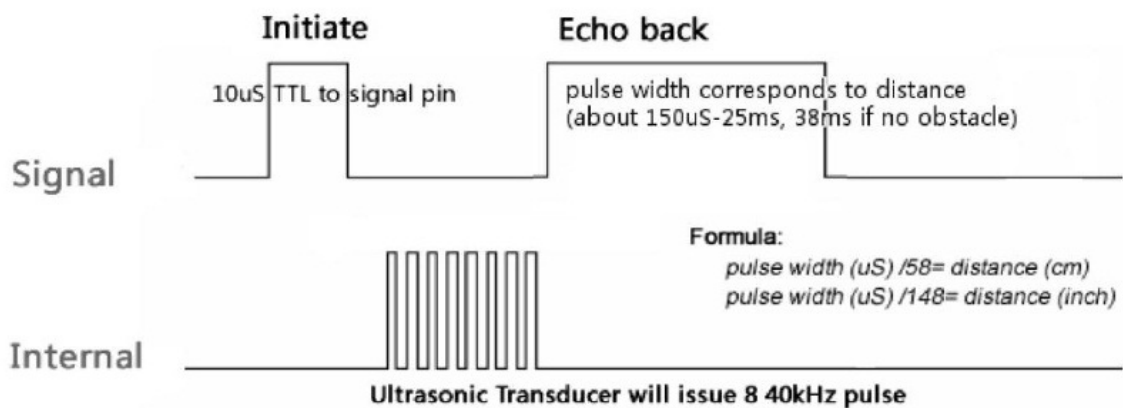
Parameter	Min	Typ.	Max	Unit
Operating Voltage	4.50	5.0	5.5	V
Quiescent Current	1.5	2	2.5	mA
Working Current	10	15	20	mA
Ultrasonic Frequency	-	40	-	kHz

5.0 OPERATION

The timing diagram of HC-SR04 is shown. To start measurement, Trig of SR04 must receive a pulse of high (5V) for at least 10us, this will initiate the sensor will transmit out 8 cycle of ultrasonic burst at 40kHz and wait for the reflected ultrasonic burst. When the sensor detected ultrasonic from receiver, it will set the Echo pin to high (5V) and delay for a period (width) which proportion to distance. To obtain the distance, measure the width (Ton) of Echo pin.

Time = Width of Echo pulse, in uS (micro second)

- Distance in centimeters = Time / 58
- Distance in inches = Time / 148
- Or you can utilize the speed of sound, which is 340m/s

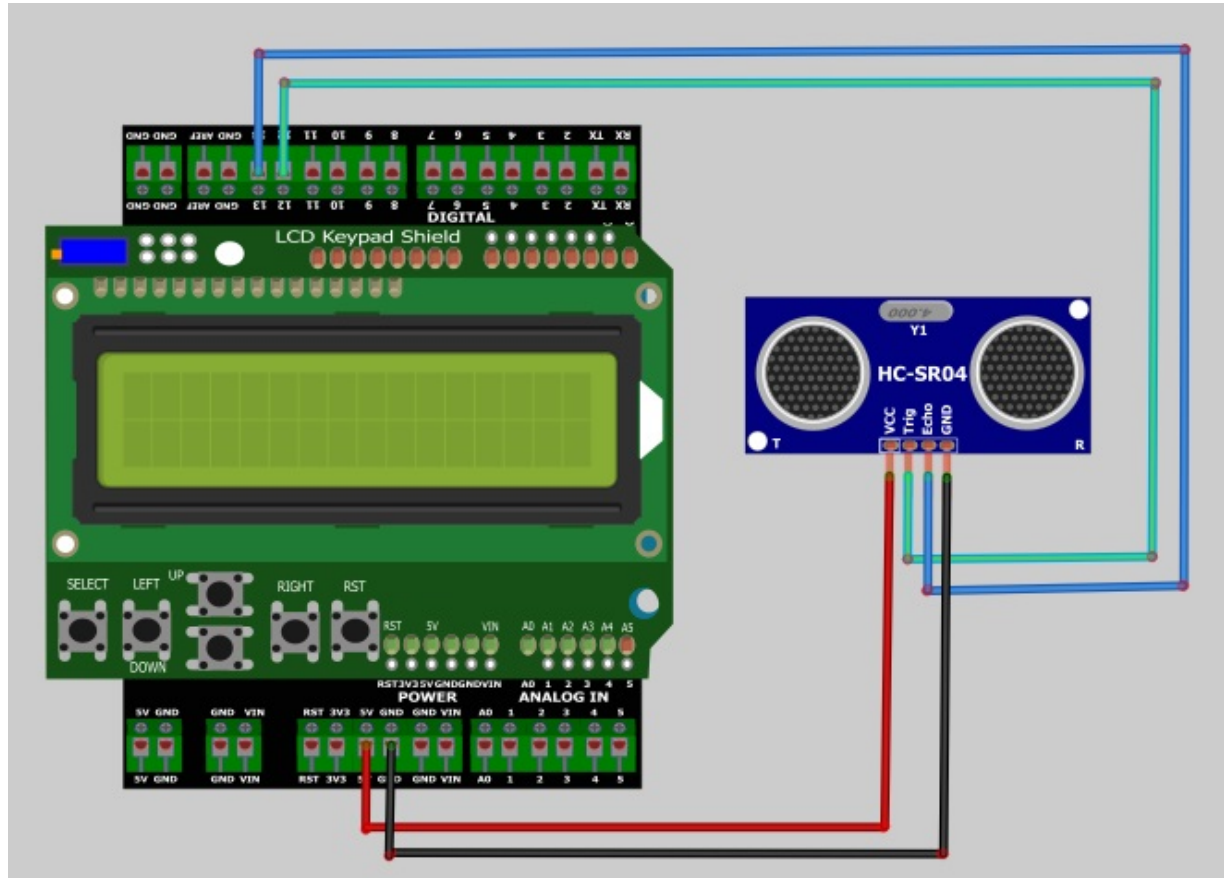


Note:

- Please connect the GND pin first before supplying power to VCC.
- Please make sure the surface of object to be detect should have at least 0.5 meter² better performance.

6.0 HARDWARE INTERFACE

Here is example connection for Ultrasonic Ranging module to Arduino UNO board. It can be interface with any microcontroller with digital input such as [PIC](#), [SK40C](#), [SK28A](#), [SKds40A](#), [Arduino series](#).



7.0 EXAMPLE CODE

This is [example code](#) Ultrasonic Ranging module. Please download the complete code at the product page.

```
#include "Ultrasonic.h"
#include <LiquidCrystal.h>
LiquidCrystal lcd(8, 9, 4, 5, 6, 7);
Ultrasonic ultrasonic(12,13);

void setup() {
  lcd.begin(16, 2);
  lcd.setCursor(0, 0);
  lcd.print("HC-SR4 testing..");
  delay(1000);
}

void loop()
{
  //lcd.clear();
  lcd.setCursor(0, 1);
  lcd.print(ultrasonic.Ranging(CM));
  lcd.print("cm ");

  delay(100);
}
```

8.0 WARRANTY

- Product warranty is valid for 6 months.
- Warranty only applies to manufacturing defect.
- Damaged caused by miss-use is not covered under warranty
- Warranty does not cover freight cost for both ways.

Prepared by
Cytron Technologies Sdn. Bhd.
19, Jalan Kebudayaan 1A,
Taman Universiti,
81300 Skudai,
Johor, Malaysia.

Tel: +607-521 3178

Fax: +607-521 1861

URL: www.cytron.com.my

Email: support@cytron.com.my

sales@cytron.com.my